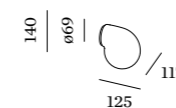




DRO

WALL SURFACE





1.0

LED QT14 max. 5W | G9
220-240VAC | 50-60Hz
white/brown opal glass hand blown
aluminium powder coated

0.60kg IP44

CODE	
	3431GOW0
	3431GOY0



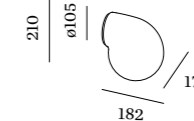
OPTIONAL

QT14 LED 3.5W dim

CODE	
2800K 300lm	9019G802
3000K 330lm	9019G804

more lamps and specs on page 703

Italian hand blown glass



2.0

LED C35 max. 6W | E14
220-240VAC | 50-60Hz
white/brown opal glass hand blown
aluminium powder coated

1.20kg IP44

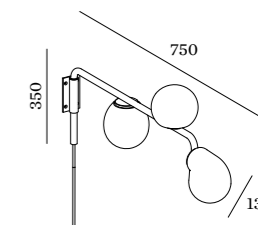
CODE	
	3432COW0
	3432COY0

OPTIONAL

C35 LED E14 6W opal | phase-cut dim

CODE	
2700K 450lm	9003C103

more lamps and specs on page 703



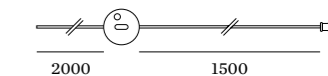
1.0 COMP

3x LED QT14 max. 5W | G9
220-240VAC | 50-60Hz
white/brown opal glass hand blown
aluminium powder coated
black textile cable

2.50kg IP20 35°/35°

CODE	
	3441GOWB0
	3441GOYB0

cable plug with dimmer



OPTIONAL

QT14 LED 3.5W dim

CODE	
2800K 300lm	9019G802
3000K 330lm	9019G804

more lamps and specs on page 703